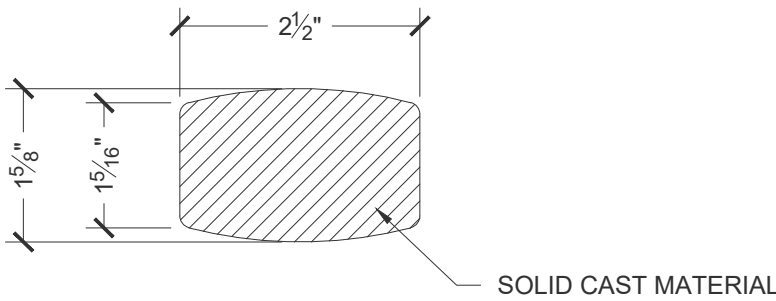
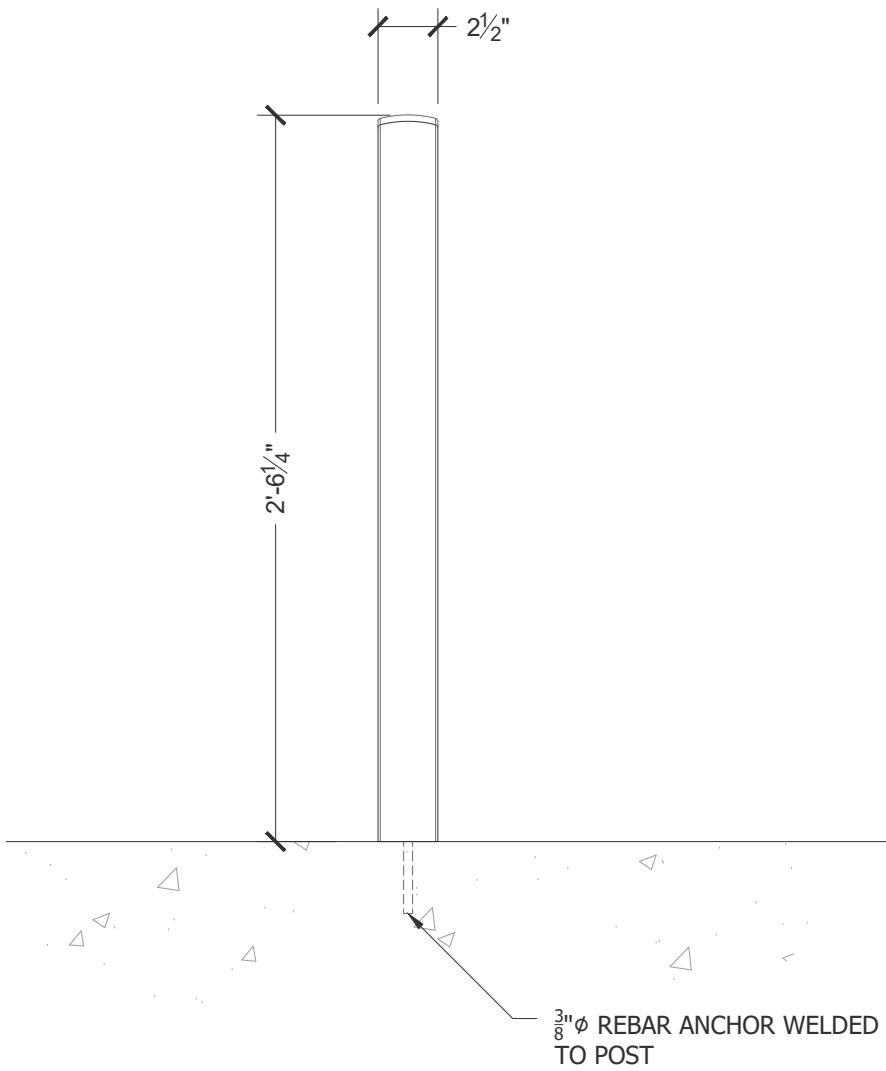


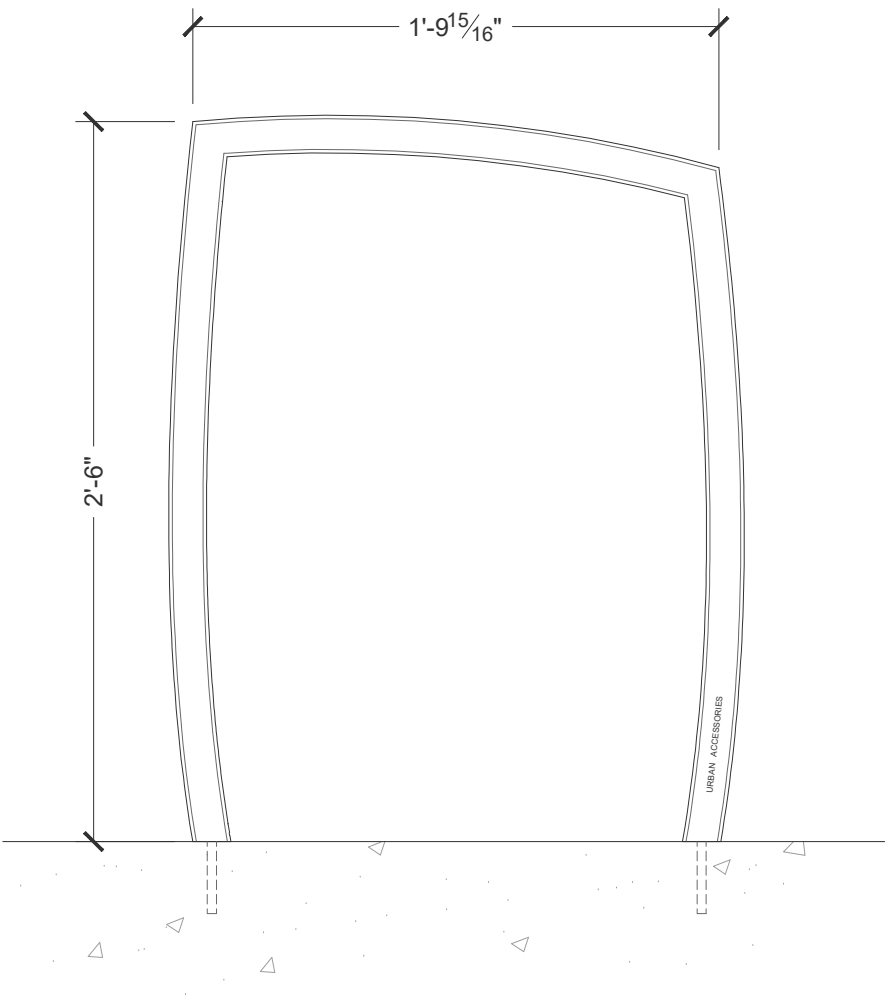
Plan
Scale: 1 1/2" = 1' 0"



Typical Cross Section
Scale: 6" = 1' 0"



Front
Scale: 1 1/2" = 1' 0"



Left
Scale: 1 1/2" = 1' 0"

URBAN ACCESSORIES



465 E 15th Street, Tacoma, WA 98421
1.877.487.0488 | 1.253.572.1112

This print is the property of Urban Accessories, Inc. and is loaned to the recipient subject to be returned on demand. All contents herein are confidential and must not be copied or submitted to outside parties for examination without the express written consent of Urban Accessories, Inc.

If you received these documents in mistake please contact
sales@urbanaccessories.com.

Project Name	Blank
Specified By	Blank
Sales Contact	sales@urbanaccessories.com
Project Location	Tacoma, WA
Page #	1 of 1

Additional Notes

CURVES BIKE POST

Cast In

STANDARD SPECIFICATIONS

- Cast material will be 100% aluminum, ASTM B26 (unless specified otherwise; see below).
- Finish will be powder coat (unless specified otherwise; see below).
- All visible welds to be ground smooth on outside edges.
- Castings will be squared and flat, free of burs, slag, air pockets, blow holes, flashing, and grinding or welding on exposed surfaces. Excessive warping or shrinkage is not acceptable.
- For cases of "or equal" consideration, our finished, full size product should be compared to the alternative product for general quality, surface finish, precise pattern or fabrication work, metal characteristics, and overall design aesthetics.

- Dimensions are nominal.

OPTIONS

Materials (Frame):

- ☐ Cast Aluminum, ASTM B26
- ☐ Other: _____

Finishes:

- ☐ Polyester Powder Coat (standard)
- ☐ Raw
- ☐ Liquid coat (Specify color)
- ☐ Other: _____ (With approval from UA)

ADDITIONAL NOTES

- Cast in one piece.
- Weighs 28lbs in aluminum.

©.2019.Urban Accessories. All Rights Reserved

DRAWING INFO

Drawn By	NR
Date Drawn	3.19.2020