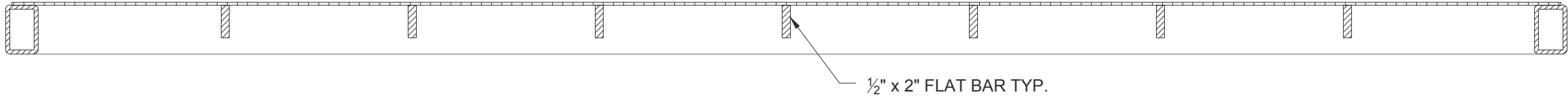
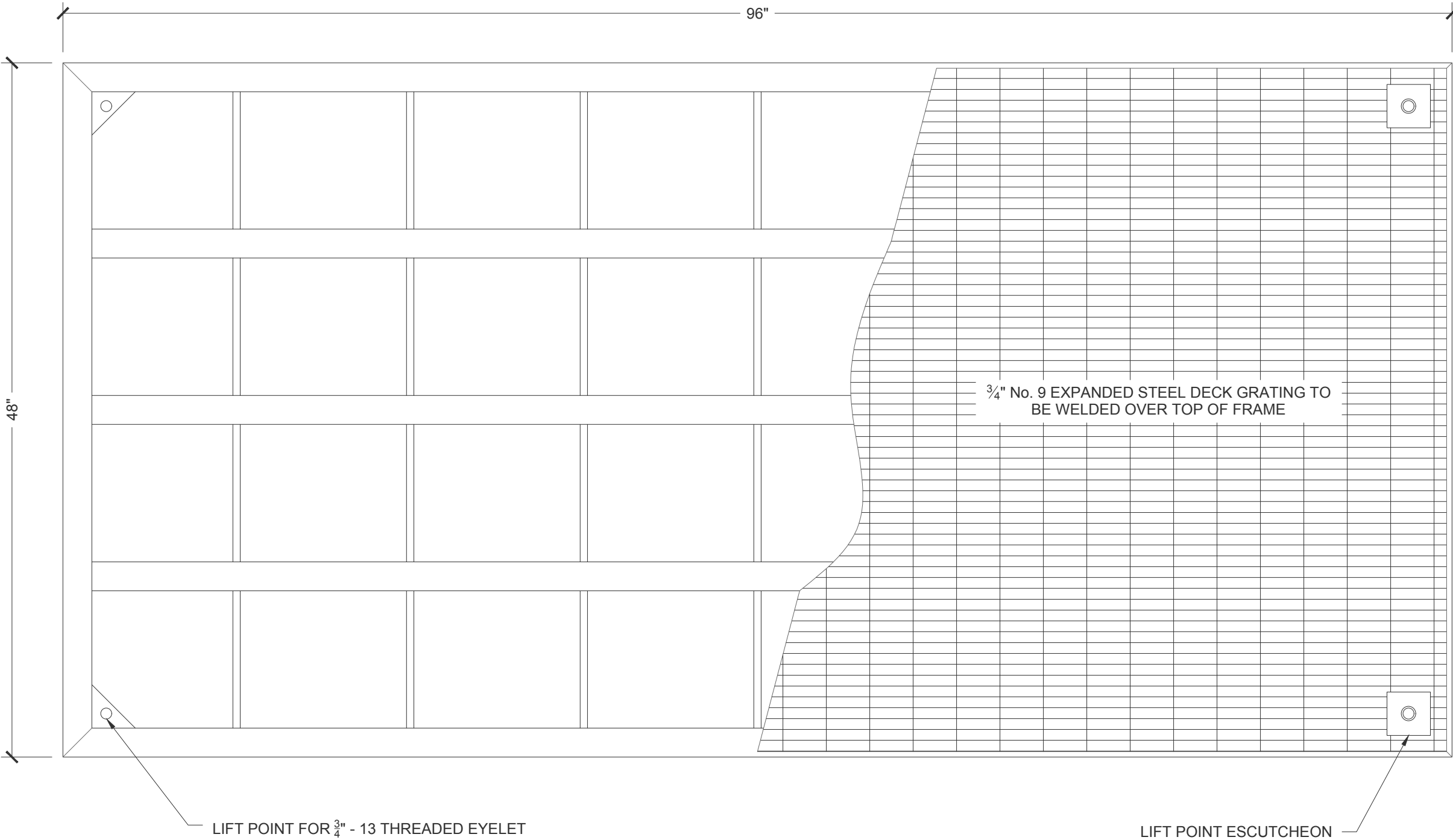


Cross Section
Scale: 1 1/2" = 1' 0"




Longitudinal Section
Scale: 1 1/2" = 1' 0"



Plan
Scale: 1 1/2" = 1' 0"

URBAN ACCESSORIES



465 E 15th Street, Tacoma, WA 98421
1.877.487.0488 | 1.253.572.1112

This print is the property of Urban Accessories, Inc. and is loaned to the recipient subject to be returned on demand. All contents herein are confidential and must not be copied or submitted to outside parties for examination without the express written consent of Urban Accessories, Inc.

If you received these documents in mistake please contact sales@urbanaccessories.com.

Project Name	Blank
Specified By	Blank
Sales Contact	sales@urbanaccessories.com
Project Location	Tacoma, WA
Page #	1 of 1

Additional Notes

PAVER SUSPENSION SYSTEM

48" x 96" | Heavy Duty

STANDARD SPECIFICATIONS

- Frame material will be high quality mild carbon steel, ASTM A36 (unless specified otherwise; see below).
- Finish will be natural patina of raw steel (unless specified otherwise; see below).
- Typical 1/8" horizontal gap between grate and frame. All visible edges to be ground smooth on outside edges. Frames will be true to square or diameter. Top of grate flush with grade of surrounding topping material (paver, concrete slab, etc.).
- For cases of "or equal" consideration, our finished, full size product should be compared to the alternative product for general quality, surface finish, precise pattern or fabrication work, metal characteristics, and overall design aesthetics.

- Dimensions are nominal.

OPTIONS

- Material:**
- ☐ Mild Steel, ASTM A36 (standard)
 - ☐ Stainless Steel, 304L
- Finish:**
- ☐ Galvanized (standard)
 - ☐ Raw
 - ☐ Polyester powder coat (Specify color)
 - ☐ Liquid coat (Specify color)
 - ☐ Other: _____
- Load Classification:**
- ☐ Light Duty, Up to 7,000lbs (3175kg)
 - ☒ Heavy Duty, Up to 16,000lbs (7250kg)

ADDITIONAL NOTES

- Fabricated in one (1) piece.
- Lift points should only be used for install and moving frame without pavers installed.
- When galvanized, frames will have additional holes added as part of the galvanizing process.

DRAWING INFO

Drawn By	NR
Date Drawn	6.11.2024