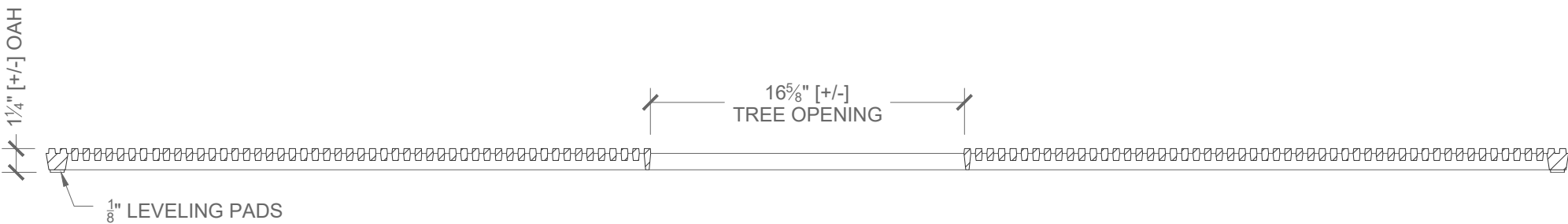



Plan  
Scale: 1 1/2" = 1' 0"




Cross Section  
Scale: 1 1/2" = 1' 0"


Pattern Options




Arrow



Parallel



Diamond



Configuration X

URBAN ACCESSORIES



465 E 15th Street, Tacoma, WA 98421  
1.877.487.0488 | 1.253.572.1112

This print is the property of Urban Accessories, Inc. and is loaned to the recipient subject to be returned on demand. All contents herein are confidential and must not be copied or submitted to outside parties for examination without the express written consent of Urban Accessories, Inc.

If you received these documents in mistake please contact  
sales@urbanaccessories.com.

Project Name	Blank
Specified By	Blank
Sales Contact	sales@urbanaccessories.com
Project Location	Tacoma, WA
Page #	1 of 1

Additional Notes

VARIATIONS GRATE

60" Square - Tree Grate

STANDARD SPECIFICATIONS

- Material will be high quality 100% gray iron, ASTM A48 class 35b or better, hardness 170-223 brinell (unless specified otherwise; see below).
- Finish will be natural patina of raw material (unless specified otherwise; see below).
- Frame is load rated for pedestrian traffic only (unless specified otherwise; see below).
- Dimensions are nominal.

OPTIONS

- Materials:**
- ☐ Gray Iron, ASTM A48
  - ☐ Ductile iron, (All load ratings higher than pedestrian) ASTM A536 class 65-45-12
  - ☐ Aluminium, ASTM B26
  - ☐ Nickel Bronze, ASTM B584
  - ☐ Bronze, ASTM B584
- Finishes:**
- ☐ Raw (standard)
  - ☐ Rust Conditioner
  - ☐ Polyester powdercoat (Specify color)
  - ☐ Liquid coat (Specify color)
  - ☐ Brush
  - ☐ Polish
  - ☐ Galvanized
  - ☐ Other: \_\_\_\_\_ (With approval from UA)

ADDITIONAL NOTES

- Cast in four pieces.
- Grate is 1-1/4" thick at edge.
- Center opening expansion at 24 1/2" and 33".
- No openings greater than 1/2", in conformance with ADA Accessibility Guidelines.

DRAWING INFO

Drawn By	PH
Date Drawn	1.20.2026